



**PRIMEGRIP**



**PROPANE  
TOOLS**

PRODUCT GUIDE 2025

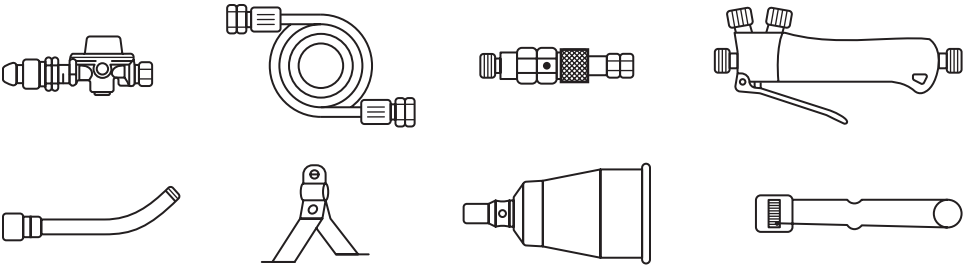
# PRIMEGRIP | PROPANE TOOLS

---



A combination of innovation, quality and safety is why roofers prefer Primegrip torches over many others in the market. Our redesigned 2025 torch line is completely modular—you can buy a complete torch kit which is ready to use out of the box, or individual components to suit your needs. We offer premium titanium burners for high BTU applications and stainless steel models for cost-effective requirements.

---



**88-340****ELITE TITANIUM COMBINATION TORCH KIT**

The new torch kit is an overhaul of essential components to improve the roofing experience and deliver quality results. It features the Elite torch handle, torch wands with integrated stands that fold out of the way when required, and a precision adjustable regulator. Included accessories make this kit ready to go right out of the box — all you need is propane.



- Fully CSA certified.
- Complete torch assemblies for field and detail work including accessories.
- Smooth one-handed flame adjustment.
- Quick connect coupler set with 1 female and 2 male connectors.
- Redesigned wands with integrated stands.

**MASTER QTY: 2**

**88-344****TITANIUM FIELD TORCH KIT**

- Fully CSA certified premium 511,000 BTU roofing torch kit.
- Complete torch assembly for field work including accessories.
- Smooth one-handed flame adjustment.
- Lightweight and quick cooling 70 mm titanium burner.
- Redesigned wand with integrated stand.

**MASTER QTY: 2**

## 88-345

### TITANIUM DETAIL TORCH KIT



- Fully CSA certified premium 140,000 BTU roofing torch kit.
- Complete torch assembly for field work including accessories.
- Smooth one-handed flame adjustment.
- Lightweight and quick cooling 50 mm titanium burner.
- Redesigned wand with integrated stand.

**MASTER QTY: 2**

## 88-341

### ECONOMY FIELD TORCH KIT



- Fully CSA certified 500,000 BTU roofing torch kit with 33' propane hose.
- Complete torch assembly for field work including accessories.
- Ergonomic economy torch handle with one-handed adjustment knob.
- Economical high performance 70 mm steel burner.
- Redesigned wand with integrated stand.

**MASTER QTY: 2**

## 88-343

### ECONOMY DETAIL TORCH KIT



- Fully CSA certified 140,000 BTU roofing torch kit.
- Complete torch assembly for detail work including accessories.
- Ergonomic economy torch handle with one-handed adjustment knob.
- Economical high performance 50 mm steel burner.
- Redesigned wand with integrated stand.

**MASTER QTY: 2**

## 88-360

### SCORCHMSTR100 PROPANE TORCH



- Ideal for weed burning, snow/ice melting, asphalt roofing, roadwork, driveway repair, paint/putty removal and charcoal ignition.
- Straight tube design with ABS grip.
- Regulator and ignition integrated into torch design.
- 10' x 7/8" 14 TPI PVC hose and carry bag included.

MASTER QTY: 4

## 88-361

### SCORCHMSTR200 PROPANE TORCH



- Ideal for weed burning, snow/ice melting, asphalt roofing, roadwork, driveway repair, paint/putty removal and charcoal ignition.
- Ergonomic ABS grip with flame adjustment knob.
- Ignition button integrated into torch design.
- 10' x 7/8" 14 TPI PVC hose and carry bag included.

MASTER QTY: 4

## 88-208

### TITANIUM FIELD TORCH




- CSA certified premium 511,000 BTU torch assembly for field work.
- Smooth one-handed flame adjustment.
- Lightweight and quick cooling 70 mm titanium burner.
- Redesigned wand with integrated stand.

MASTER QTY: 6

## 88-209

### TITANIUM DETAIL TORCH



- CSA certified premium 140,000 BTU torch assembly for detail work.
- Smooth one-handed flame adjustment.
- Lightweight and quick cooling 50 mm titanium burner.
- Redesigned wand with integrated stand.

**MASTER QTY: 6**

## 88-204

### ECONOMY FIELD TORCH




- CSA certified 511,000 BTU roofing torch assembly for field work.
- Ergonomic economy torch handle with one-handed adjustment knob.
- Economical high performance 70 mm steel burner.
- Redesigned wand with integrated stand.

**MASTER QTY: 6**

## 88-205

### ECONOMY DETAIL TORCH



- CSA certified 140,000 BTU roofing torch assembly for detail work.
- Ergonomic economy torch handle with one-handed adjustment knob.
- Economical high performance 50 mm steel burner.
- Redesigned wand with integrated stand.

**MASTER QTY: 6**

## 88-201

### TITANIUM FIELD TORCH WITHOUT HANDLE



- Ready-to-use field roofing torch.
- Fully CSA-certified.
- Lightweight and quick cooling 70 mm titanium burner.
- 24" wand with stainless steel torch holder.

**MASTER QTY: 1**

## 88-203

### TITANIUM DETAIL TORCH WITHOUT HANDLE



- Ready-to-use detail roofing torch.
- Fully CSA-certified.
- Lightweight and quick cooling 50 mm titanium burner.
- 5" wand with stainless steel torch holder.

**MASTER QTY: 1**

## 88-250

### MAPPMSTR100 HANDHELD TORCH



- Handheld MAPP torch with fixed flame.
- Ideal for metal cutting, welding, soldering, brazing, cooking, charcoal ignition and creative arts.
- 1" CGA600 connector can be used with propane or MAPP/MAPP Pro gas cylinders.
- Ignition lock for safety and a flame lock for continuous use.

**MASTER QTY: 20**

## 88-251

### MAPPMSTR200 HANDHELD TORCH WITH FLAME CONTROL



- Handheld MAPP torch with flame adjustment.
- Ideal for metal cutting, welding, soldering, brazing, cooking, charcoal ignition and creative arts.
- 1" CGA600 connector can be used with propane or MAPP/MAPP Pro gas cylinders.
- Ignition lock for safety and a flame lock for continuous use.
- Flame adjustment knob for different applications.

**MASTER QTY: 20**

## 88-252

### MAPPMSTR300 HANDHELD TORCH WITH SWIFT TRIGGER IGNITION



- Handheld MAPP torch with flame adjustment and trigger ignition.
- Ideal for metal cutting, welding, soldering, brazing, cooking, charcoal ignition and creative arts.
- 1" CGA600 connector can be used with propane or MAPP/MAPP Pro gas cylinders.
- Ignition lock for safety and a flame lock for continuous use.
- Flame adjustment knob for different applications.

**MASTER QTY: 20**

## 88-253

### SCORCHBLSTR100 HANDHELD TORCH



- Lightweight handheld torch with 1" CGA600 connector.
- Ideal for weed burning, snow/ice melting, cooking, charcoal ignition, metal welding and creative arts.
- Can be used with propane or MAPP/MAPP Pro gas cylinders.
- 2-in-1 ignition switch and gas adjustment knob.
- Hanging hook built into grip for easy storage.

**MASTER QTY: 10**



**88-103****ELITE TORCH HANDLE**

- Inlet thread 9/16"-18 LH, outlet thread 3/8".
- Working pressure 0.5 bar - 4 bar (7.25 psi - 58 psi).
- PA6 Nylon and TPR blend handle with brass hardware components.
- Dual knob design features one knob for pilot light control and one for flame control.

**INNER QTY: 6**  
**MASTER QTY: 24**

**88-125****5" HYBRID TORCH WAND**

- Stainless steel torch wand.
- Fits any Primegrip titanium burner.
- Available in 5", 15", 20" and 24" sizes.

**INNER QTY: 10**  
**MASTER QTY: 100**

**88-126****15" HYBRID TORCH WAND**

- Stainless steel torch wand.
- Fits any Primegrip titanium burner.
- Available in 5", 15", 20" and 24" sizes.

**INNER QTY: 6**  
**MASTER QTY: 48**

## 88-128

### 20" HYBRID TORCH WAND



- Stainless steel torch wand.
- Fits any Primegrip titanium burner.
- Available in 5", 15", 20" and 24" sizes.

**INNER QTY: 6**  
**MASTER QTY: 48**

---

## 88-127

### 24" HYBRID TORCH WAND



- Stainless steel torch wand.
- Fits any Primegrip titanium burner.
- Available in 5", 15", 20" and 24" sizes.

**INNER QTY: 6**  
**MASTER QTY: 48**

---

## 88-300

### 50 MM TITANIUM BURNER



- CSA certified premium torch burner.
- Cools down rapidly after use.
- Extremely lightweight for comfort during prolonged use.

**MASTER QTY: 80**

## 88-301

### 60 MM TITANIUM TORCH HEAD



- CSA certified premium torch burner.
- Cools down rapidly after use.
- Extremely lightweight for comfort during prolonged use.

**MASTER QTY: 60**

## 88-302

### 70 MM TITANIUM TORCH HEAD



- CSA certified premium torch burner.
- Cools down rapidly after use.
- Extremely lightweight for comfort during prolonged use.

**MASTER QTY: 60**

## 88-105


### ANTI-EXPLOSION REGULATOR



- Pressure regulator for use with propane torches.
- CSA certified.
- Built-in anti-explosive system.
- Shut-off valve in case of gas leak.
- Aluminum cast body and 1/4" NPT brass fittings.

**MASTER QTY: 30**

**88-106**  
**ADJUSTABLE REGULATOR**



- Adjustable pressure regulator for use with propane torches.
- CSA certified.
- Adjustable valve up to 60 psi.
- Aluminum body and knob.
- 1/4" NPT brass fittings.

**INNER QTY: 6**  
**MASTER QTY: 24**

---

**88-115**  
**PROPANE TANK GAUGE**



- Easy to use visual gauge for propane tanks.
- Can be used with 5–20 lb tanks and compatible with standard QCC-1 Type 1 connectors.
- Precision-machined brass construction.
- Glow-in-the-dark display with three levels indicating sufficient gas, low gas and empty.
- Handwheel for easy installation without extra tools.
- Ideal for gas/tabletop grills, heaters, smokers, camp stoves, fire pit tables, fryers, and more.

**MASTER QTY: 50**

---

**88-116**  
**PROPANE TANK Y-SPLITTER**



- Easy to use splitter adaptor that allows two propane appliances or tools to run from one tank.
- QCC-1 Type 1 connector with two male hose threads.
- Precision-machined brass construction.
- Handwheel for easy installation without any extra tools.
- Ideal for gas/tabletop grills, heaters, smokers, camp stoves, fire pit tables, fryers, and more.

**MASTER QTY: 20**

**88-415****25' PROPANE HOSE**

- Rubber hose for use with propane torches.
- UL listed and CSA approved.
- Durable and weather-resistant.
- 1/4" NPT brass fittings on both ends.

**MASTER QTY: 16**

---

**88-416****50' PROPANE HOSE**

- Rubber hose for use with propane torches.
- UL listed and CSA approved.
- Durable and weather-resistant.
- 1/4" NPT brass fittings on both ends.

**MASTER QTY: 6**

---


**88-417****100' PROPANE HOSE**

- Rubber hose for use with propane torches.
- UL listed and CSA approved.
- Durable and weather-resistant.
- 1/4" NPT brass fittings on both ends.

**MASTER QTY: 4**

## 88-502

### 3 PIECE QUICK CONNECT COUPLER SET



- Quick connect coupler set for low-pressure propane systems.
- 1 female, 2 male set allows use with two different torches.
- Convenient connect/disconnect method.
- Easy to install.
- Rated to 60 psi.

**INNER QTY: 20**  
**MASTER QTY: 80**

---

## 88-402

### STAINLESS STEEL TORCH HOLDER



- Small bracket for propane torch to hold it up while not in use.
- Durable stainless steel construction.
- Small and lightweight.
- Easy installation.

**INNER QTY: 24**  
**MASTER QTY: 96**

---

## 88-413

### SINGLE FLINT SPARK LIGHTER




- Used for lighting propane and acetylene torches.
- Durable spring steel handle with corrosion resistant finish.
- Carbon steel striker.

**INNER QTY: 12**  
**MASTER QTY: 72**

## 72-207

### EXTENDABLE ALUMINUM ROLL PULLER



- Allows roofers to pull a granular modified bitumen membrane roll while torching the application point.
- Feather light aluminium construction.
- Cushion grip.
- Extendable from 3' to 4'.

**INNER QTY: 2**  
**MASTER QTY: 8**

---

## 71-002

### 2"×5½" ROUND-EDGED ROOFING TROWEL



- Round-edged roofing trowel for mod bit applications.
- Wooden handle.
- Ideal flexibility and grip for mod bit applications.
- Available in 5½" and 7".

**INNER QTY: 12**  
**MASTER QTY: 72**

---

## 71-003

### 2"×7" ROUND-EDGED ROOFING TROWEL



- Round-edged roofing trowel for mod bit applications.
- Wooden handle.
- Ideal flexibility and grip for mod bit applications.
- Available in 5½" and 7".

**INNER QTY: 12**  
**MASTER QTY: 72**

# BUILT BATTLE STRONG.™



3170 Orlando Dr. Unit 1,  
Mississauga, ON L4V 1R5, Canada

**T:** (905) 671-4788

**F:** (905) 672-5499

[INFO@PRIMELINETOOLS.COM](mailto:INFO@PRIMELINETOOLS.COM)  
[PRIMEGRIP.CA](http://PRIMEGRIP.CA)



312 W 2nd St. Unit A1311,  
Casper, WY 82601, USA

**T:** 1 (833) 770-4747

**F:** (905) 672-5499

[INFO@PRIMEGRIP.COM](mailto:INFO@PRIMEGRIP.COM)  
[PRIMEGRIP.COM](http://PRIMEGRIP.COM)